


Tire Changer Decision Guide

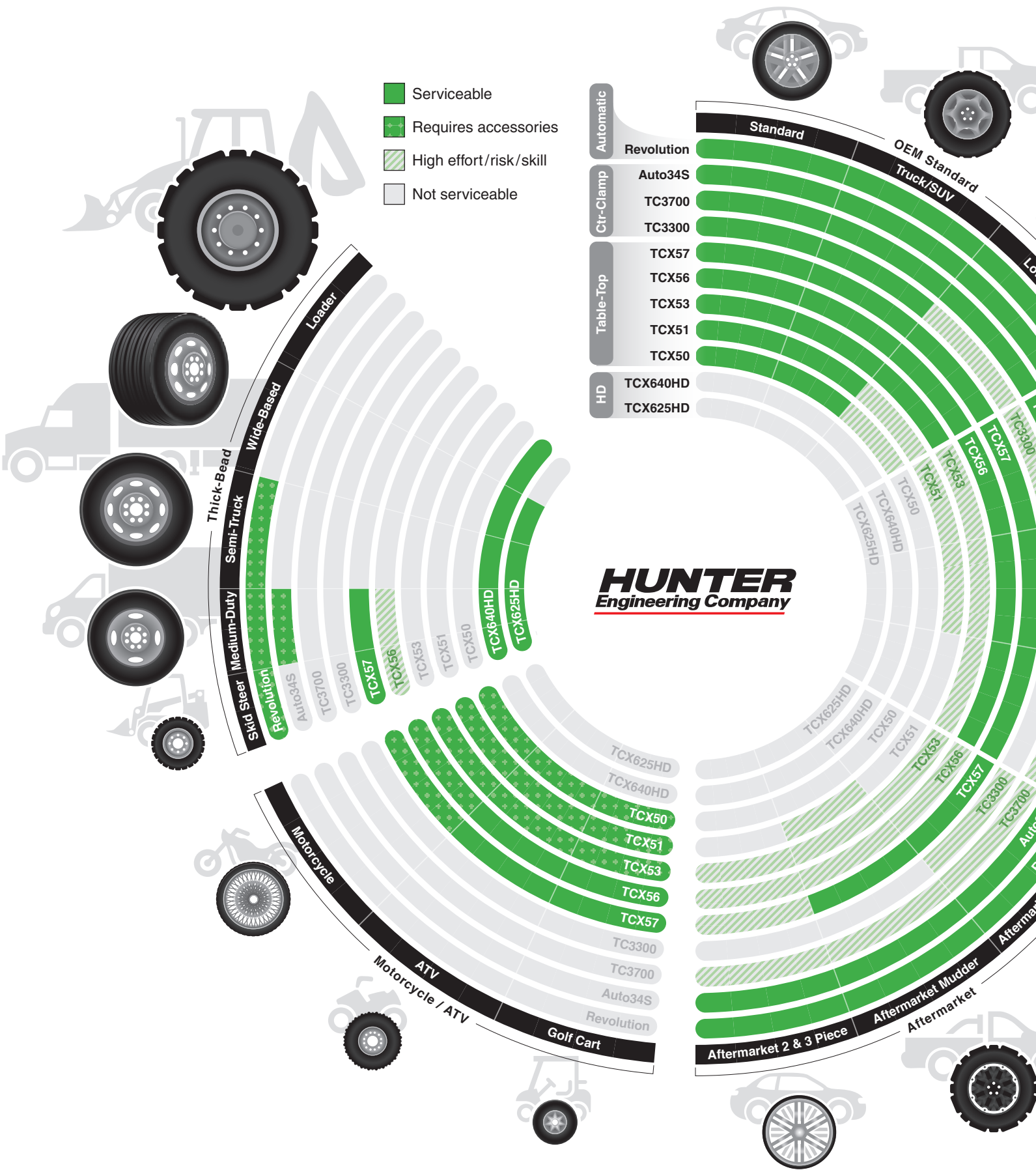
Choosing the right model for your shop



1 What types of tires do you service?

- Serviceable
- Requires accessories
- High effort/risk/skill
- Not serviceable

| | | | | |
|-----------|------------|----------|--------------|-----|
| Automatic | Revolution | Standard | OEM Standard | Low |
| | Auto34S | | Truck/SUV | |
| | TC3700 | | | |
| Ctr-Clamp | TC3300 | | | |
| | TCX57 | | | |
| Table-Top | TCX56 | | | |
| | TCX53 | | | |
| | TCX51 | | | |
| | TCX50 | | | |
| | TCX640HD | | | |
| HD | TCX625HD | | | |



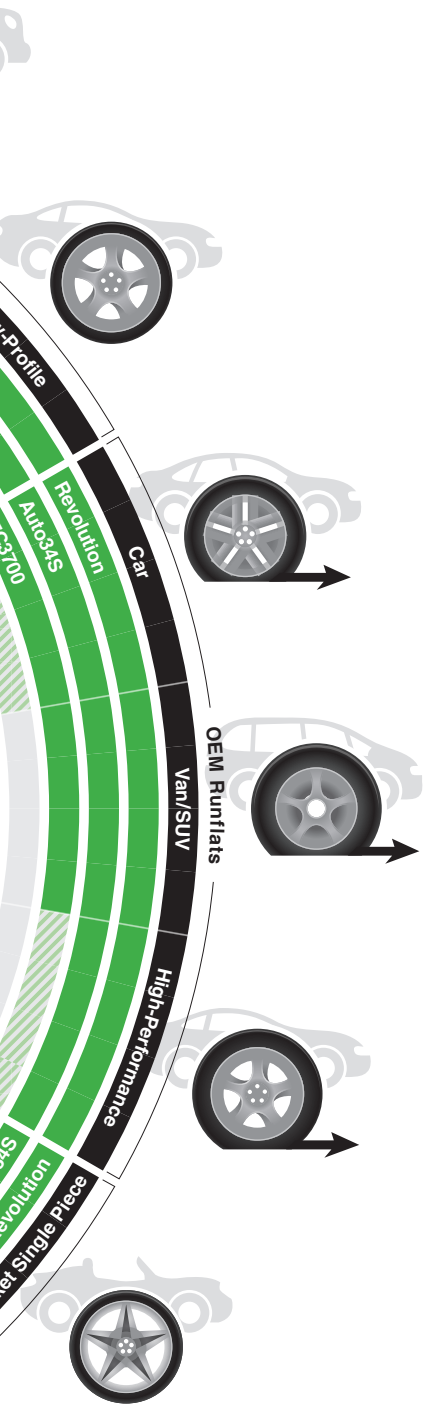
2 Which clamping style do you prefer?



◀ Table-top is fast and familiar but carries more wheel damage risk



Center-clamping provides ▶ optimal wheel protection



Hunter Tire Changer lineup

Automatic



TCR1S

Center-Clamp



TCA34S



TC3700



TC3300

Table-Top



TCX57



TCX56



TCX53



TCX51



TCX50

Heavy-Duty



TCX640HD



TCX625HD

3 How much effort & skill can your technician deliver?



Table-top

- ✓ Easy-to-use for simple tires
- ✓ Many operators are familiar with table-tops
- ✓ Increased complexity on harder tires



Leverless


- ✓ Reduces damage risk
- ✓ Superior for more difficult tires
- ✓ Eliminates lever injuries



Automatic

- ✓ Same procedure for all tires and wheels
- ✓ Maximum safety for operator and wheels
- ✓ Consistent service time for all wheel assemblies

4 How much power do you need?



220V models deliver maximum power.



110V models are suitable for virtually all locations.

Air models offer sufficient power.
(Available only on select basic models)



Be sure to check out Hunter's tire changer literature for more detailed information on each product.

HUNTER
Engineering Company

www.hunter.com