


# ECONOMY 2-POST LIFTS

Challenger's E Series lifts provide symmetric lifting capability with adjustable height to accommodate higher profile vehicles. The E12 model features a pulley-less jacketed single-point lock release system designed to last. All necessary truck adapters are included. ALI/ETL certified. Available in red or blue.



Stack adapter set and single screw footpad with engineered frame engagement included



**E12** | 12,000 LB. CAPACITY

» 2-post symmetric lift

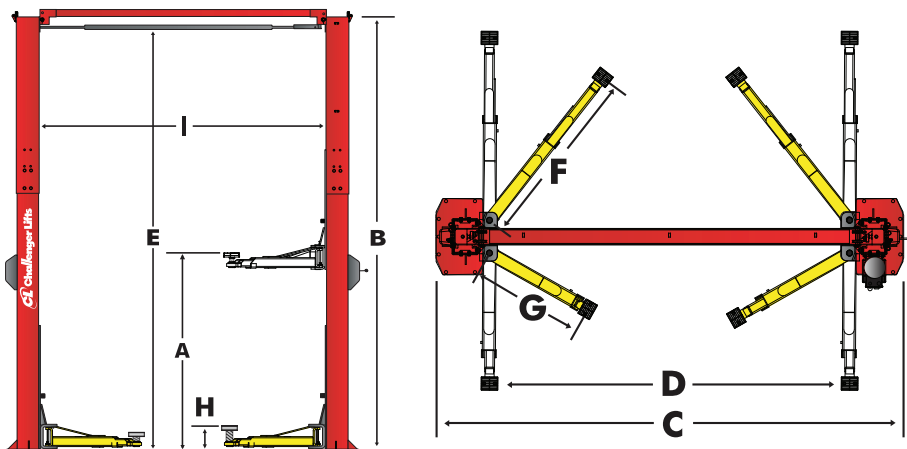



**E15** | 15,000 LB. CAPACITY

» 2-post heavy-duty symmetric lift

## **CL Challenger Lifts**

LOUISVILLE, KENTUCKY




Model Number	E12	E12 w/2 ft. Ext.	E15
Lifting Capacity	12,000 lb.		15,000 lb.
Lifting Configuration	Symmetric		
Arms	2-stage front/2-stage rear		
<b>A</b> Rise Height <sup>1</sup>	77.75"		
<b>B</b> Overall Height	166"/175"	190"/199"	174"/198"
<b>C</b> Overall Width	139.75"		147.125"
<b>D</b> Drive-Thru Clearance	103"		109.375"
<b>E</b> Floor to Overhead Switch	159.5"/168.5"	183.5"/192.5"	166"/190"
<b>F</b> Maximum Arm Reach	54.5"		55"
<b>G</b> Minimum Arm Reach	35.75"		36.5"
<b>H</b> Screw Pad Height (Min/Max)	5.25"-6.75"		
<b>I</b> Inside Columns	115"		122.25"
Motor/Voltage <sup>2</sup>	2HP, 208v - 230v		
Speed of Rise	84 s		75 s
Ceiling Height Required	167"/176"	191"/200"	175"/199"
ALI/ETL Certified	√		
Colors Available			

<sup>1</sup> Rise height is measured with high extension. <sup>2</sup> Optional 3-phase electrical also available, please specify at time of order.

## FEATURES & BENEFITS

- » ALI-certified
- » 12,000 lb./15,000 lb. lifting capacity
- » Heavy-duty 2-stage telescoping arms provide excellent reach and retraction to accommodate a variety of vehicle lifting points
- » Adjustable column height accommodates higher profile vehicles and provides maximum headroom to work underneath vehicles
- » Padded overhead shut off system with micro switch prevents vehicle damage
- » Standard dual integrated rubber door guards help protect vehicle panels from inadvertent damage
- » Powder coat finish provides long-lasting durability
- » Plated arm restraints and arm pins inhibit rust and provide long-lasting durability
- » Jacketed pulley-less single-point mechanical lock release system that was once exclusive to our CL Series (E15 only)
- » Adjustable footpads, stack adapters, and organizer rack come standard



## OPTIONAL ACCESSORIES

- » 2' column height extensions available for E12 model to accommodate higher profile vehicles
- » Air/electric work station

For more information, contact your Authorized Challenger Lifts Distributor:

800-648-5438 | 502-625-0700 | Fax: 502-625-0711 | Email: sales@challengerlifts.com  
2311 South Park Road | Louisville, KY 40219

